Journal of Information and Data Management, 2026, 17:1, doi: 110.5753/jidm.2026.7414
This work is licensed under a Creative Commons Attribution 4.0 International License.

OndePublicar.com: A Collaborative Web Platform about Academic Events, Journals and Calls for Papers

William Jones Beckhauser [**Federal University of Santa Catarina** | ***beckhauserwilliam@gmail.com***]
Renato Fileto [**Federal University of Santa Catarina** | ***r.fileto@ufsc.br***]

Post-graduate Program in Computer Science (PPGCC), Department of Informatics and Statistics (INE), Federal University of Santa Catarina (UFSC), Florianópolis, SC, 88040-900, Brazil.

Received: 17 January 2026 • **Published:** 27 November 2026

Abstract OndePublicar.com is a collaborative Web system that integrates dynamic information about academic events and journals, along with their Calls for Papers (CFP). The system integrates multiple bibliometric indicators (Qualis CAPES, SJR, SNIP, ABS, AJG, DOAJ, and Titles on Scopus), offers advanced search capabilities, and maintains a calendar of upcoming CFPs. It allows any user to suggest publication venues and CFPs, while accredited curators validate the entries. Approved entries are enriched with bibliometric data and indexed via Apache Solr, achieving a median latency of 0.47s under 10,000 concurrent queries. OndePublicar.com distinctive features include: (i) a unified repository combining a CFP calendar with national and global quality metrics of journals and events classified by field; (ii) an open, scalable architecture for venue and CFP discovery; and (iii) a collaborative curation model. This article is an extension of the paper with the same title published in the proceedings of the 40th Brazilian Symposium on Databases (SBBD 2025).

Keywords: Proceedings, Template, BCS, Content Repository, Indexing

1 Introduction

Choosing where to publish a scientific article is a strategic decision that directly influences the visibility, impact, and even the funding of research and academic scholarships [Bahadoran *et al*., 2020; Babor *et al*., 2017]. This decision involves multiple factors, such as the thematic scope of the publication, the rigor of the peer review process, editorial response time, target audience, and the bibliometric indicators associated with the publishing venue [Rison *et al*., 2017; Thompson, 2007].

Traditionally, this process was guided by informal recommendations from advisors, colleagues, or past experiences. However, with the growing number of journals and scientific events [Rowley *et al*., 2022], which presents an average annual increase of 8% to 9% [Landhuis, 2016], it has become increasingly necessary to rely on tools that assist researchers in identifying suitable venues for their publications [Dehdarirad *et al*., 2020; Gündoğan *et al*., 2023]. Various platforms have emerged, especially in the international context, such as ChronosHub [Beard *et al*., 2022], DOAJ[1], call4paper[2], Resurchify[3], and WikiCFP[4], among others. These tools offer features such as search by field, country, and metrics like Impact Factor, CiteScore, SJR, and h-index, as well as information on open access policies and publication fees [Roldan-Valadez *et al*., 2019].

However, despite this ecosystem of solutions, significant gaps remain: few platforms combine journals and conferences in a single environment; only decentralized initiatives consider the main Brazilian evaluation system, Qualis CAPES [Jaffé, 2020]; and community-driven curation and unified CFP calendars are still rare. Despite our efforts, we found no tool that include all these features.

In this context, we propose the platform **OndePublicar.com**[5], a collaborative Web solution aimed at the Brazilian academic community. Its main goal is to unify the discovery of opportunities to submit paper for publication in academic journals and events (such as special issues, conferences, etc.). It offers functionalities such as advanced search, filters by field of knowledge and bibliometric indicators, including Qualis CAPES, SJR, SNIP [Kalita *et al*., 2018], ABS Academic Journal Guide, DOAJ, and Titles on Scopus), as well as a calendar for exploring open CFPs. The platform also encourages community participation, allowing users to suggest events and journals directly through the Web application. These suggestions are subsequently validated by credentialed members of the academic community, who have administrative access for curating and approving submissions.

From a technical standpoint, the platform is composed of a responsive frontend built with React + TypeScript, using Material-UI to deliver a consistent and accessible visual interface. The backend is managed through an API generated with Directus, which handles data administration and exposes the database in a structured and secure manner. The search functionality is powered by Apache Solr, enabling fast, faceted, and keyword-based queries across indexed journal and conference data. Results can be filtered and ordered by several relevance criteria, such as impact indexes and classification in the Qualis-CAPES system.

[1] https://doaj.org/
[2] https://www.call4paper.com/
[3] https://www.resurchify.com/
[4] http://www.wikicfp.com/
[5] https://ondepublicar.com/

All validated records are ordered in a relational PostgreSQL database, structured to support consistency checking and integration of key entities such as users, events, journals, community submissions, and subject areas.

This article is an extended and revised version of the work originally published in the proceedings of the 40th Brazilian Symposium on Databases (SBBD 2025) [Beckhauser and Fileto, 2025a]. Beyond the initial proposal, this version details the technical and functional improvements implemented since the original publication. Furthermore, it provides an updated snapshot of the platform's status and evolution.

The main contributions of this work are: (i) the development of a bilingual (PT/ EN) platform for the discovery of scientific journals, events and open CFPs, with support for both international quality metrics and the Qualis CAPES; (ii) the proposal of a curation model by members of the academic community; and (iii) a technical architecture that can support other initiatives. By proposing a solution adapted to the national context, we aim to mobilize the academic community to adopt, test, and contribute to the continuous improvement of the platform in this and future development phases.

2 Related Work

2.1 Platforms for Discovering and Evaluating Scientific Publication Venues

Several platforms have been developed to assist authors in selecting suitable scientific journals for submission, each with different scopes and functionalities. JournalGuide [Mudrak, 2015] allows searches by title, abstract, and subject area, offering recommendations based on textual similarity with the manuscript, which makes it useful for a wide range of academic fields. However, it lacks coverage of scientific events and integration with national evaluation systems such as Qualis CAPES [Lima *et al*., 2021].

Similarly, ChronosHub adopts a differentiated approach by incorporating funder guidelines and open access policies, by offering suggestions aligned with the requirements of funding agencies [Beard *et al*., 2022]. Nonetheless, its interface is considered unintuitive, and its adoption in the Latin American context remains limited. The Directory of Open Access Journals (DOAJ) operates as an exclusive directory of open-access journals, with filters by language and area [Morrison, 2017], but it does not offer bibliometric metrics neither cover conferences, limiting its applicability.

Meanwhile, recommendation systems from publishers such as Elsevier and IEEE provide suggestions based on manuscript features like title and abstract, being effective within their respective portfolios [Park *et al*., 2012]. However, by being limited to their own publications, these tools do not provide a comprehensive view of the editorial landscape, nor do they integrate external indicators. Additionally, some platforms operate as closed-source systems, offering little transparency regarding the criteria used in their recommendations, a notable example is the Web of Science manuscript matcher [Yeung, 2019], whose internal logic on user data is not publicly disclosed.

The discovery of conferences and symposia is usually addressed by more specific tools. One of the best-known is *WikiCFP*, which organizes CFPs by date, field, and keyword [Iana *et al*., 2019]. The platform supports tracking via alerts and shows event history by edition. Its focus is on Computer Science and Engineering. The *Call4Paper* platform also lists CFPs, allowing filters by area, location, and submission deadline, besides sorting by deadline. Its coverage is multidisciplinary, but the consistency of information can vary significantly, as the curation is automated and there is no integration with evaluation systems [Hoang *et al*., 2016]. In general, these tools focus more on technology fields and provide limited or no coverage of Latin American events.

Therefore, these tools use different technologies and databases, and some may even exclude relevant journals due to database limitations. These constraints highlight the need for more integrated [Fitzgerald and Wong, 2023], clear, and regionally sensitive solutions, especially in Brazil, where the Qualis stratum plays a central role in the evaluation of scientific output [Lima *et al*., 2021].

2.2 Systems for Evaluating Journal and Events Quality

In the Brazilian context, the Qualis CAPES system is the main reference for evaluating national scientific output [Marchlewski *et al*., 2011]. Its original data are available on the Sucupira platform [Maia *et al*., 2020]. Journals are classified by subject area in strata ranging from A1 (highest) to C (not recommended), based on criteria such as impact factor, indexation, circulation, editorial history, and adherence to good scientific practices [Jaffé, 2020]. Despite its broad adoption, Qualis has received recurring criticism. For example, there are claims that it may overvalue low-impact national journals or underrepresent highly relevant international outlets in some area, thereby hindering the internationalization of Brazilian scientific production [Gabardo *et al*., 2018]. Another criticism is that the current system only considers the impact the events and journal, and not the quality of the articles themselves.

A new evaluation model, approved by CAPES for the 2025–2028 cycle, introduces changes to this system. The classification of intellectual output will focus on individual articles rather than on the journals in which they are published. However, journal-level analysis remains relevant. One of the procedures defined in the new methodology continues to rely on bibliometric indicators of the publication venue as a basis for article-level classification. As such, metrics such as impact factor, indexation, and SNIP will continue to influence the evaluation process.

Moreover, journals retain a structuring role in the visibility, dissemination, and indexing of scientific output. The choice of journal affects both the reach and citation potential of articles, factors that may be considered in the quantitative and qualitative dimensions of the new evaluation model [CAPES, 2024; Jabur and Schmidt, 2024; CTC-ES, 2024]. Unfortunatelly, the implementation details of this new model still present several uncertainties, particularly regarding area-specific criteria and the widespread dissemination of its guidelines. For this reason, it is likely that researchers and graduate programs will, for a significant pe-

Table 1. Comparative synthesis of platforms and the *OndePublicar.com* proposal

Platform	Journals	CFPs	International Metrics	Qualis CAPES	Unified Search
JournalGuide	Yes	No	Yes	No	Partial
ChronosHub	Yes	No	Yes	No	Yes
DOAJ	Yes	No	No	No	Partial
SciELO	Yes	No	Partial (own analytics)	Partial	Yes
Elsevier / IEEE Finders	Yes	No	Yes (internal)	No	Partial
WikiCFP	No	Yes	No	No	Partial
Call4Paper / ICA	No	Yes	No	No	Partial
Sucupira	Yes	No	No	Yes	No
OndePublicar.com (proposal)	**Yes**	**Yes**	**Yes**	**Yes**	**Yes**

riod, continue to use the currently available Qualis strata as a primary reference when selecting journals and evaluating scientific output.

Internationally, various metrics are used to assess journal reputation. The Journal Citation Reports (JCR) [Jaafar *et al*., 2021], by Clarivate Analytics provides comprehensive journal profiles, including the Journal Impact Factor (JIF), ranking quartiles, and citation distributions[6]. The most traditional indicator is the JIF, which measures the average number of citations received in the previous two years [Archambault and Larivière, 2009]. Elsevier's Scopus database offers additional indicators: CiteScore, based on a four-year citation window; SCImago Journal Rank (SJR), which accounts for the prestige of citing journals; and SNIP, which normalizes impact based on subject area[Waltman *et al*., 2013]. Google Scholar Metrics uses the h5-index, which reflects how many articles from a journal have been highly cited in the last five years, providing a measure of recent impact [do Nascimento *et al*., 2021]. Although its coverage is broader and includes publications in PT or ES, the lack of database curation and subject-area filtering reduces its precision in formal evaluation contexts [Canto *et al*., 2022].

2.3 Comparative Synthesis

Table 1 presents a comparative synthesis of the analyzed platforms, including both those focused on journals and those centered on conferences. The criteria considered include: coverage (journals and/or CFPs), presence of bibliometric metrics, integration with Qualis CAPES, information curation, and advanced search functionalities.

As shown, none of the currently available platforms simultaneously cover all five central criteria considered in this study. While international tools offer strong metrics and textual search, they fail to consider Qualis or scientific events. In contrast, CFP-oriented platforms tend to have limited scope, lacking curation or integration with evaluation systems. Thus, there is no solution that combines international metrics, integration with Qualis CAPES, community curation, and unified search for both journals and events.

[6] `https://jcr.clarivate.com/`

3 Platform Proposal

Given the aforementioned limitations, the ***OndePublicar.com*** platform was conceived as a collaborative Web solution to support researchers in identifying journals and academic events along with their CFPs. The system's objectives are derived from both functional requirements, related to the discovery, curation, and enrichment of information about academic venues, and non-functional requirements, related to usability, performance, and continuous database maintenance.

In terms of functional requirements, the platform aims to: (i) centralize records of journals/events and CFPs into a unified and searchable structure; (ii) enable combined searches using various filters, such as field of knowledge, country, venue type, submission deadlines, Qualis ranking, and international metrics (SJR, SNIP); (iii) display call-for-papers deadlines in a navigable calendar; and (iv) incorporate a community collaboration workflow, through which users can suggest new records that are later validated by expert curators. Regarding non-functional requirements, the proposal emphasizes: (i) high responsiveness and compatibility with different screen sizes, enabling smooth usage on mobile devices; (ii) an accessible interface compliant with WCAG 2.1 guidelines; and (iii) architectural modularity to allow the inclusion of new data sources and services.

The platform is designed for researchers, graduate students, academic managers, and R&D institutions. It specifically addresses the needs of Brazilian researchers who struggle to find high-quality venues aligned with national standards like Qualis CAPES and open for submissions. Its use of international metrics and a bilingual interface also makes it suitable for a global scientific audience.

3.1 Database

The database structure, illustrated in Figure 1, centers on a canonical table designed to unify records from indexing databases and bibliometric catalogs. The repository construction utilizes a data reconciliation strategy based on standardized identifiers, specifically ISSN and E-ISSN. Records from distinct sources map to a canonical key to consolidate data into a master table and eliminate duplicates. The system manages over 170,000 records, with 104,902 classified as journals, allowing for cross-metric analysis.

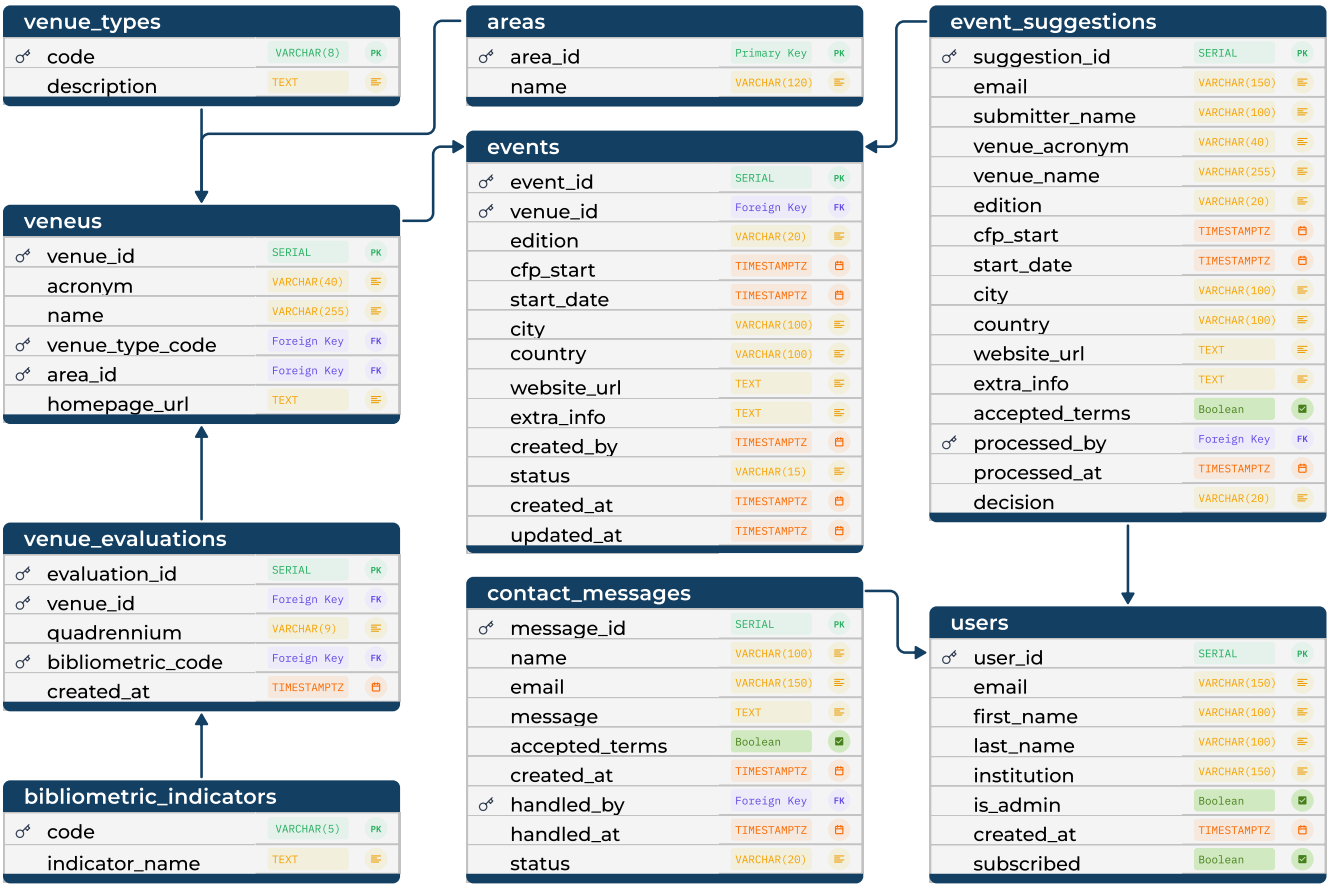

Figure 1. Logical relational schema of the main database.

Data modeling aggregates attributes for each canonical entry by combining citation metrics from *Journal Citation Reports* (JCR), such as Total Citations, Eigenfactor, Quartiles (JIF and JCI), and Impact Factor, with SCImago indicators including SJR, h-index, and total citations. The schema incorporates the stratification history of the Qualis CAPES system (2012, 2016, 2020 and 2024 quadrennia) and international classifications like the *Australian Business Deans Council* (ABDC rating). It integrates metadata from the *Directory of Open Access Journals* (DOAJ) regarding licenses, publication fees, and languages, alongside data from the Miguilim directory (IBICT), active status monitoring via Scopus, and categorization by subject areas.

Repository integrity and updates rely on a hybrid maintenance process. The workflow combines automated source ingestion with a community contribution mechanism. In this model, user submissions do not enter the public database directly and remain in a `pending` state. These suggestions undergo a curation queue via the administrative panel where curators validate information, correct inconsistencies, and verify compliance with platform standards. After validation, data persists in official tables to ensure referential integrity before indexing by the Apache Solr search engine.

3.2 Automatic Enrichment of Bibliometric Data

Upon validation and persistence of a journal or event in the database, the system executes metadata enrichment routines orchestrated by Dagster. The process aggregates impact metrics from heterogeneous sources to provide a view of venue indicators. The system associates and updates a set of indicators covering the SJR and SNIP, which adjust impact calculation based on the citation potential of each field.

Productivity and impact measures are incorporated, such as CiteScore and h-index, along with Quartile Rankings (Q1-Q4) to allow comparison of a journal's position within its subject area. The platform integrates the stratification history of national systems like Qualis CAPES. Aggregating these metrics allows filtering and analyzing venues based on multiple criteria, visualizing indicators and historical series on the venue details page.

3.3 Automated Data Acquisition and Processing Pipeline

To maintain the calendar of scientific events and calls for papers, an ingestion pipeline monitors and extracts data from aggregators and conference websites. Raw unstructured data collection uses headless browser automation managed by Dagster[7], which orchestrates the workflow as a directed acyclic graph of assets to ensure data traceability.

Raw text undergoes processing via a Large Language Model (LLM). For disambiguation and normalization of complex entities, such as mapping variations of research topics like "Deep Learning in Medical Imaging" or "Neural Networks for Diagnostics" to canonical taxonomies like "Artifi-

[7] `https://github.com/dagster-io/dagster`

cial Intelligence" and "Biomedical Engineering", the system utilizes the EchoRAG methodology [Beckhauser and Fileto, 2025b]. This approach employs Retrieval-Augmented Generation (RAG) and semantic vector search to retrieve normalized entities from the knowledge base and inject them into the generation context to reduce hallucinations and standardize output data.

To ensure the structure of extracted information, the LLM receives instructions via In-Context Learning (ICL) strategies with JSON output examples for extracting metadata such as dates, deadlines, and titles. The pipeline applies JSON schema validation to the generated output. If data presents malformation or logical inconsistencies, the system triggers a feedback loop. The validation error message returns to the LLM context to force regeneration until structural compliance is met. Records undergo approval for indexing following EchoRAG-based semantic normalization, schema validation, and HTTP connectivity verification.

4 System Architecture

The architecture was designed with a focus on modularity, scalability, and ease of maintenance. All components are containerized using Docker, with support for orchestration and deployment automation, facilitating the solution's replicability and version control.

4.1 Layered Overview

The system structure is organized into four main layers: (i) Presentation Layer: implemented as a single-page Web application using React, responsible for the user interface and communication with the API; (ii) Application Layer: composed of backend services that expose the database via a RESTful API and manage automated workflows for curation and data enrichment; (iii) Indexing Layer: dedicated to textual search and dynamic filtering, powered by Apache Solr; (iv) Persistence Layer: based on a PostgreSQL relational database that stores validated records from the platform, including events, journals, knowledge areas, and community submissions. These layers are connected through RESTful APIs, enabling horizontal scalability and independent component replacement.

4.2 Frontend and Backend of the Application

The frontend was developed with React and TypeScript, using the Material-UI (v5) library to ensure responsiveness, accessibility, and a cohesive visual identity. It operates as a single-page application (SPA), structured into reusable components, with local state managed by useState and global state via the Context API.

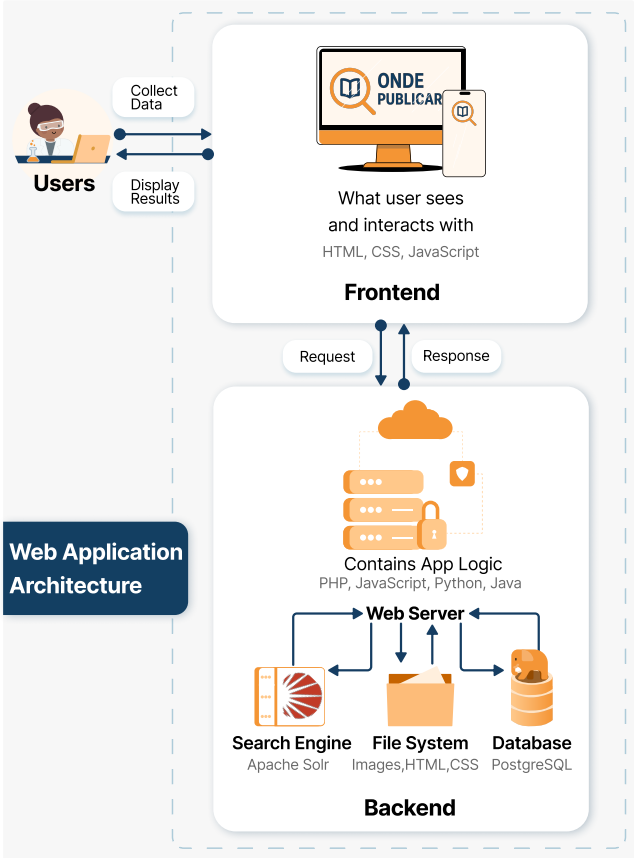

Figure 2. Architecture showing the flow between interface and backend

Requests to the backend are handled using the axios library, with interceptors for injecting JWT tokens and handling errors. Techniques such as lazy loading, code splitting, and memoization are applied to improve performance on devices with limited network capacity. Figure 2 presents the high-level architecture of the Web application.

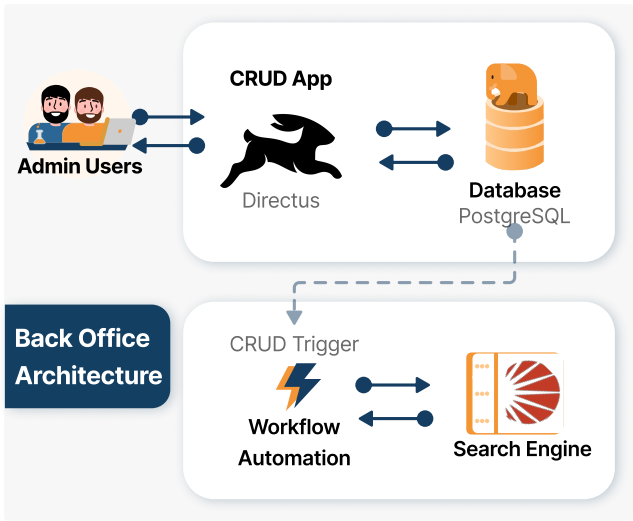

Figure 3. BackOffice architecture using Directus for CRUD, n8n and Solr.

The backend is structured around two main components: (i) Directus, a headless CMS that exposes the PostgreSQL database as a secure, typed RESTful API, and also provides the administrative interface (or back office) accessible only

to curators; and (ii) n8n, a visual automation tool that coordinates workflows related to curation, notifications, data enrichment via external APIs, and Solr index updates. Figure 3 illustrates the back office process, in which CRUD operations trigger automated routines.

The entire platform runs on a VPS (4 vCPU, 16 GB RAM, NVMe SSD), with all services containerised via Docker Engine 26.1.3 and orchestrated through Docker Compose 3.8. The backend relies on PostgreSQL 15 and Apache Solr 9.8.1, exposed by an Express.js API (currently transitioning from v4.18.2 to v5.1.0) and a React 18.2/Vite 5.1 frontend written in TypeScript 5.2.2.

4.3 Search Engine (Apache Solr)

To support fast textual searches and dynamic filtering, the platform adopts Apache Solr, built on Lucene. It indexes entities such as journals and events, allowing keyword searches, structured filters (e.g., area, type, country), and sorting by relevance or date. The index structure supports autocomplete, facet filtering, and language analysis. Updates are performed asynchronously via n8n after record approval.

To enhance the user experience, the platform implements an intelligent autocomplete system that provides real-time suggestions based on journal titles, ISSN, and eISSN. The search mechanism employs string normalization via NFD (Canonical Decomposition) to ensure accent-insensitive matching, combined with case-insensitive filtering. The autocomplete logic processes the initial characters typed by users and returns relevant suggestions while limiting results to maintain performance even with thousands of indexed journals.

The choice of Solr stems from limitations of relational databases like PostgreSQL in handling large-scale faceted textual searches [Sahatqija *et al*., 2018]. Advantages of Solr include [Grainger and Potter, 2014]: (i) native support for boolean operators, facets, and combined filters; (ii) horizontal scalability via SolrCloud; (iii) internal caching for frequent queries; and (iv) SQL support.

A recent study compared Solr to Elasticsearch across various indexing and querying scenarios [Deniz *et al*., 2023]. In tests using three data volumes (17 MB, 75 MB, and 300 MB), Solr was faster in all indexing cases and responded with lower latency in seven out of ten queries, also demonstrating greater stability under memory constraints.

4.3.1 Query Load Testing in OndePublicar using Solr

To measure the impact of concurrency on response time, a test was executed against a Solr instance running in Docker on a VPS (4 vCPU, 16 GB RAM, 200 GB NVMe, 16 TB bandwidth), varying the number of simultaneous connections on a collection of 180k documents based on the full Qualis CAPES list. Table 2 shows the results.

The minimum response time remains low (26–56 ms) even under high load, indicating that the server processes some requests quickly due to caching. Still, the success rate stayed at 100% in all scenarios, showing that Solr handled all requests without errors, even under spikes of thousands of parallel connections.

Table 2. Latency by concurrency level in Solr (180k documents).

Concurrent Connections	Min.(s)	Max.(s)	Avg.(s)	Success%
1	0.026	0.026	0.026	100
100	0.026	0.051	0.043	100
1.000	0.033	1.848	0.516	100
10.000	0.043	3.387	2.472	100

To complement the tests, the platform was made publicly available through targeted campaigns on the authors' social-media profiles and on the official channels of the Federal University of Santa Catarina, including the institutional news item published at [Agecom/UFSC, 2025]. During the four days following the announcement (1–4 July 2025), Google Analytics recorded approximately 50K page views and peaks of about 300 concurrent users, as measured by the standard `gtag.js` script embedded in the frontend. External monitoring by UptimeRobot, probing every 5 min, with a public report at [UptimeRobot, 2025], showed 100% availability, reinforcing the conclusions drawn from the load test.

5 User Interface and Experience

The platform interface was developed based on the *mobile-first* paradigm and the Material Design guidelines, ensuring a cohesive visual experience and intuitive navigation across devices of different sizes.

5.1 Web Navigation and Page Organization

The Web version's navigation architecture has been consolidated into four main functional pages: Search Engine, Calendar, About, and Contact. The Search Engine page acts as the core for researching bibliometric indicators for journals and conference proceedings. In this interface, results are presented in a paginated summary table, displaying 12 venues per page, containing essential columns such as ISSN or E-ISSN, name, area, type, and impact metrics like JCR, JCI, SJR, and Qualis. The search engine allows specific filtering by these indicators, as well as direct text searches by identifier or venue name. An expansion feature, triggered by an interactive button within the table, reveals a detailed and consolidated view with over 50 metrics associated with that specific journal.

The academic calendar, another central platform feature presented in Figure 5, operates with similar pagination logic and offers robust filters by area, topic, country, and date ranges, allowing users to isolate submission deadlines or event start dates. The table visualizes columns for Acronym, Name, Area, Topic, Submission Deadline, Start Date, and Location. The expanded detail for each event provides the full description, official links, and contact data. The institutional section, labeled About, in addition to gathering publications and news about the platform, redirects the user to a database access page that ensures transparency regarding the sources used and displays the date of the last extraction performed on each of them.

Finally, the application sidebar serves as the central navigation hub. It contains quick access buttons for the four

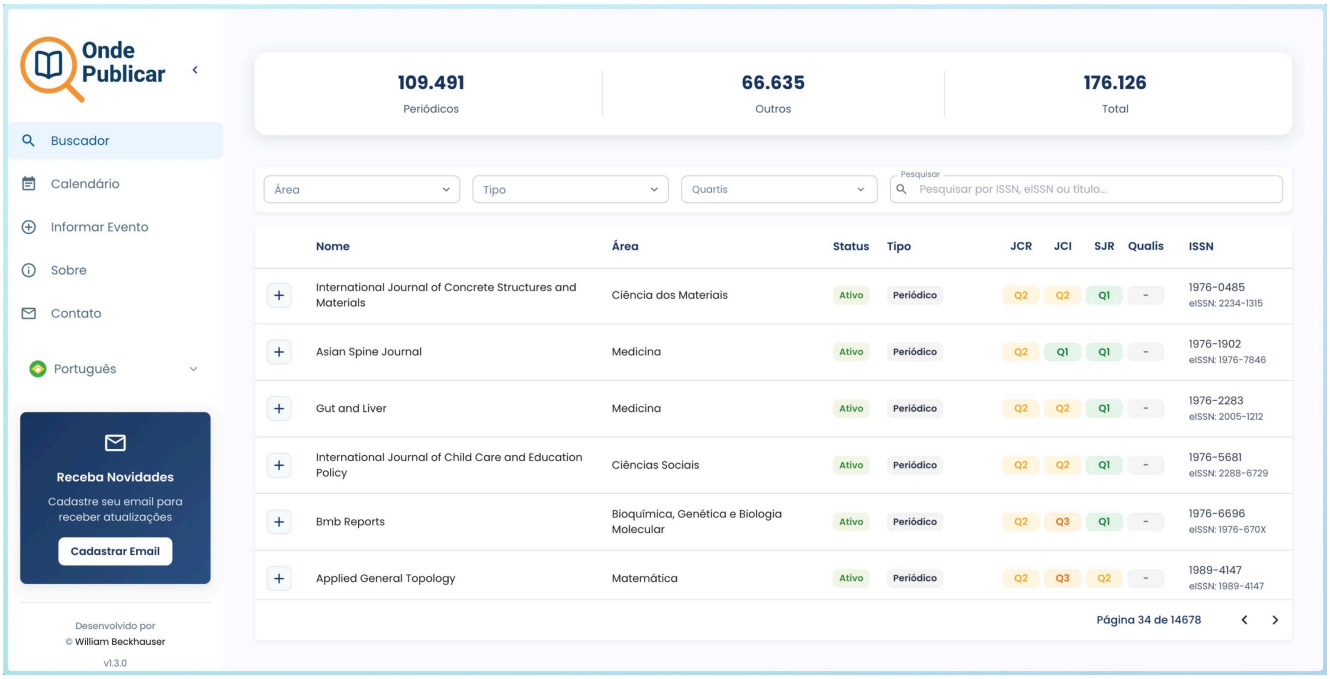

Figure 4. Search interface for journals and conferences with filters.

main pages and integrates informative and configuration resources, including the 'Subscribe' page for alert registration, language switching (Portuguese/English, with future support for Spanish), and a page dedicated to Version History. The latter details the system's evolution, categorizing updates into Major (significant changes), Minor (new functionalities), and Patch (bug fixes).

5.2 Forms and User Interactions

The platform's forms follow a unified pattern of validation and usability designed to minimize user error. Form fields benefit from context-aware autocomplete functionality using Material-UI's Autocomplete component. For instance, the email field suggests popular domains (e.g., @gmail.com, @hotmail.com, @outlook.com, @yahoo.com, and Brazilian academic domains such as @usp.br, @unicamp.br) after users type the "@" character. Additionally, the institution field integrates with a database containing over 3,000 Brazilian higher education institutions extracted from the e-MEC registry, with names formatted in Title Case and acronyms in parentheses for easy identification.

The Contact page centralizes communication with users and integrates a button for the Suggest Event feature. This resource allows anyone to suggest a new venue through a structured form that collects basic information such as Acronym, Name, Area, Topic, Link, City, and Country, as well as critical dates like Start and End of the event and the Call for Papers. Input fields are validated in real-time using asynchronous schemas, and visual feedback is immediate.

The platform also provides a specific page titled Subscribe, accessible via the sidebar, intended for user registration to receive system updates. Submissions are handled asynchronously to prevent interface freezing. Upon sending data, the user receives instant feedback via *snackbars* indicating success or detailing errors. Critical actions within the administrative panel are mediated by confirmation modals to prevent accidental modifications, ensuring a predictable and robust user experience.

6 Community Collaboration

The application adopts a hybrid curation model in which authenticated users can suggest new events and journals. Validation is carried out by credentialed curators using the back office panel shown in Figure 6. It allows: (i) listing records by status and area; (ii) detailed view of submissions; (iii) actions for approving, editing, or rejecting with justification; and (iv) moderation history by user.

6.1 Submission and Validation Workflow

The curation process follows three main stages: (i) submission via online forms with required fields such as title, Website, area, country, and dates; (ii) validation, where moderators review and approve or edit the suggestions through the administrative panel; and (iii) publication, with immediate indexing in Solr and activation of data enrichment routines. Status changes are triggered via the back office, which invokes an n8n workflow that updates the database status and indexes, and sends an email to the user notifying them of their submission's status.

6.2 Security and Reliability

To ensure the integrity of the data and the safety of user interactions, the platform implements a multi-layered security strategy. At the application level, all input forms incorporate strict validation schemas to prevent the submission of malicious payloads. We utilize sanitization libraries to strip potentially dangerous HTML tags before rendering content, effectively mitigating Cross-Site Scripting (XSS) attacks.

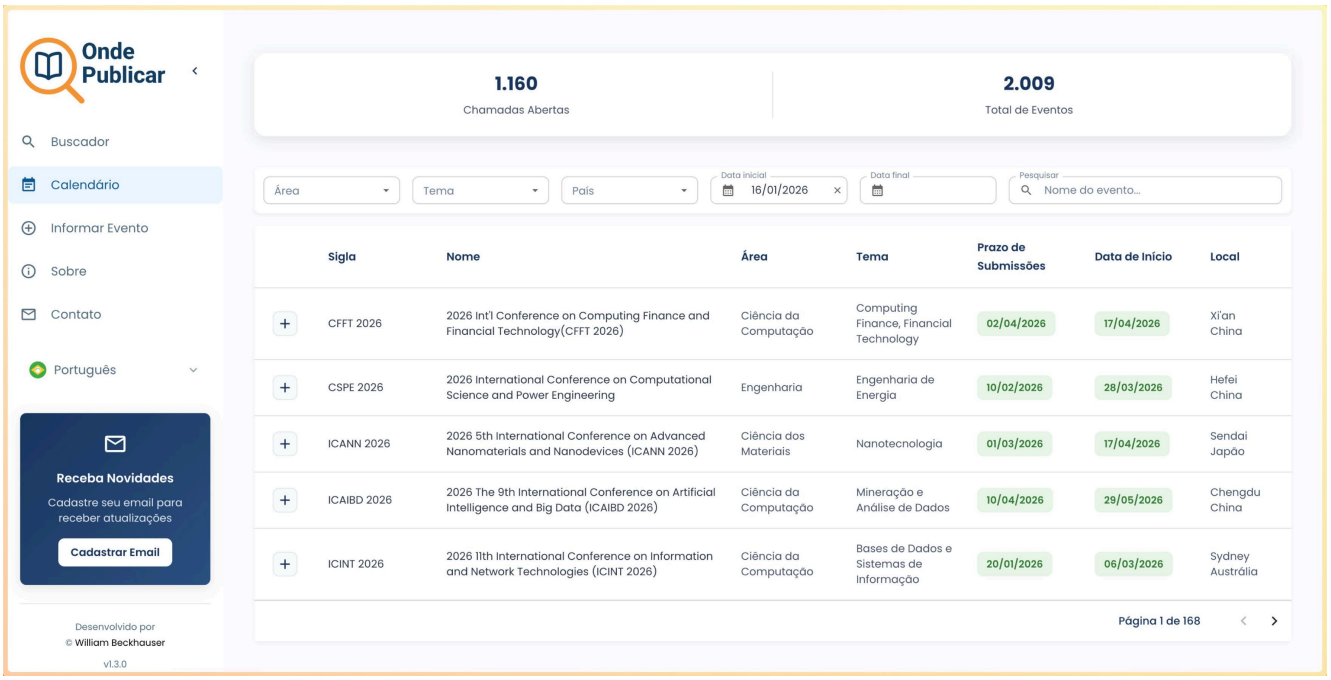

Figure 5. Interactive calendar showing conference dates, deadlines.

Access control is managed through a stateless authentication system based on JSON Web Tokens (JWT). This ensures that administrative routes-such as the curation panel-are protected by Role-Based Access Control (RBAC) policies enforced directly by the Directus API. Furthermore, all critical operations, such as record approval or deletion, generate immutable logs for audit purposes, allowing the system administrators to trace changes back to specific user accounts and timestamps.

6.3 Mobile Version and Responsive Design

The application was designed with mobile compatibility in mind. The layout utilizes responsive breakpoints defined by Material-UI, and components automatically adapt to touch-based interfaces. On mobile devices, pages are reorganized into card-based formats, with sidebar navigation using drawers. Due to horizontal space limitations for displaying the full metrics table, the mobile interface adopts an information condensation approach. The results listing is summarized to 5 items per view, with the pagination component fixed to the screen footer (*sticky footer*) to facilitate continuous navigation.

To compensate for the reduction in visible columns, each list item features an expandable control (arrow) that instantly reveals key bibliometric metrics without requiring the user to leave the current context. Access to the full set of over 50 indicators remains available through a dedicated button directing to the full details page, maintaining information parity with the desktop version. The navigation sidebar follows the same responsive behavior, operating as a hidden drawer that preserves all navigation and configuration functionalities. Figure 7 shows the platform's mobile interface.

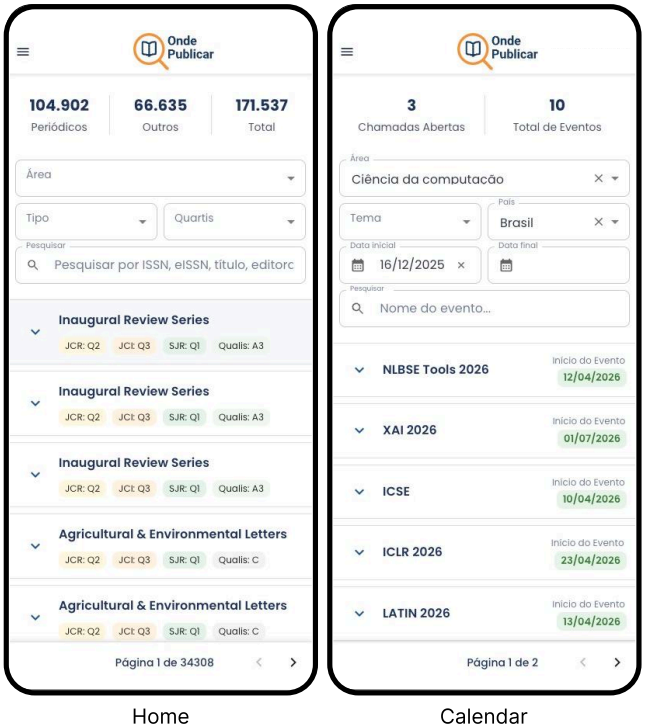

Figure 7. Mobile interface illustrating the home and the calendar screens.

7 Conclusion

This paper introduced **OndePublicar.com**, a Web platform that unifies dispersed data on scientific journals and open-CFP events into a searchable structure. The database is enriched with national metrics, such as Qualis CAPES, and international indicators, including JCR, SJR, and CiteScore. Community-driven curation, in which authenticated users suggest entries and designated curators validate them, en-

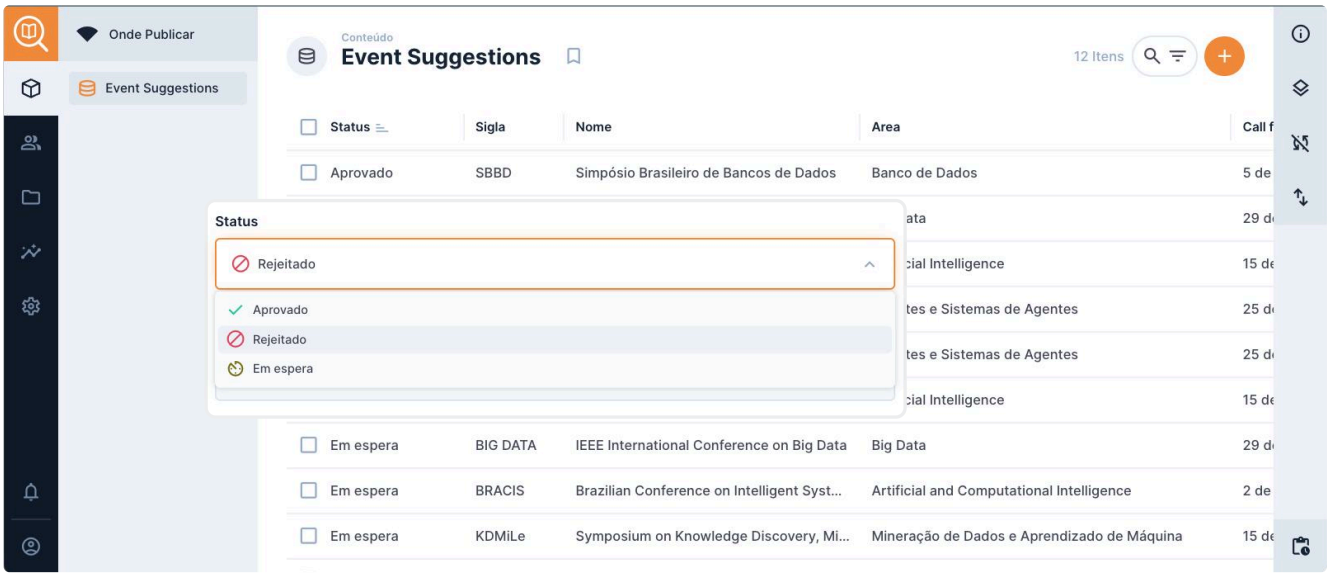

Figure 6. Administrative panel (back office) with curation tools for CRUD.

sures data quality prior to indexing. Although CAPES is transitioning toward article-level evaluation, journal indicators and existing Qualis strata will remain relevant in the short to medium term as submission guides.

7.1 Community Reception

Following the launch and dissemination actions on professional social networks and institutional channels of the Federal University of Santa Catarina [Agecom/UFSC, 2025], the platform recorded access data indicating adoption by the target community. In the period between July and October 2025, the system accounted for 300,000 page views, combining access to the Portuguese and English interfaces.

Regarding user engagement, the database registered 1,500 sign-ups in two months. These users demonstrated interest in receiving platform updates and future access to artificial intelligence-based tools, such as the conversational assistant *Onde Publicar Chat*. These data suggest the existence of a demand for scientific discovery tools adapted to the regional context.

7.2 Future Work

We await the publication of the new Qualis CAPES guidelines to refine the automatic venue classification procedures. In parallel, we plan to expand coverage, prioritizing areas with lower representativeness in the current database, and utilize the Spanish (`dondepublicar.com`) and English (`wheretosubmit.com`) domains to extend the tool's reach.

Building upon the EchoRAG framework [Beckhauser and Fileto, 2024], the development of *Onde Publicar Chat* continues, aiming to create an LLM-driven assistant supported by a knowledge graph that stores event frequency, call-for-papers schedules, thematic areas, and bibliometric indicators. We also intend to provide venue profiles that consolidate key metadata, such as dates, locations, scope, and submission history, facilitating user analysis.

Finally, the next release will introduce an authenticated member area. Only users with a verified email address will be allowed to submit new CFP entries, with each account subject to a daily quota. The submission endpoint will be protected by reCAPTCHA v3 and server-side rate-limiting, aiming to prevent automated data submission and preserve the integrity of the collaborative database.

Acknowledgements: This study was financed in part by the Coordenação de Aperfeiçoamento de Pessoal de Nível Superior - Brasil (CAPES) – Finance Code 001.

References

Agecom/UFSC (2025). Plataforma desenvolvida na ufsc reúne informações sobre periódicos com submissões abertas. Acesso em: 13 jul. 2025.

Archambault, É. and Larivière, V. (2009). History of the journal impact factor: Contingencies and consequences. *Scientometrics*, 79(3):635–649.

Babor, T. F., Morisano, D., Stenius, K., and Ward, J. H. (2017). How to choose a journal: Scientific and practical considerations. *Addiction Science: A Guide for the Perplexed*, page 37.

Bahadoran, Z., Mirmiran, P., Kashfi, K., and Ghasemi, A. (2020). Scientific publishing in biomedicine: how to choose a journal? *International Journal of Endocrinology and Metabolism*, 19(1):e108417.

Beard, R., Jakobs, T., and Jagerhorn, M. (2022). The luxembourg national research fund and chronoshub: Lessons learned from implementing an open access management platform. *Procedia Computer Science*, 211:93–100.

Beckhauser, W. and Fileto, R. (2025a). Ondepublicar.com: A collaborative web platform about academic events and journals accepting paper submissions. In *Anais do XL Simpósio Brasileiro de Bancos de Dados*, pages 330–343, Porto Alegre, RS, Brasil. SBC. DOI: 10.5753/sbbd.2025.247247.

Beckhauser, W. J. and Fileto, R. (2024). Boosting not so large language models by using knowledge graphs and reinforcement learning. In *Simpósio Brasileiro de Tecnologia da Informação e da Linguagem Humana (STIL)*, pages 165–175. SBC.

Beckhauser, W. J. and Fileto, R. (2025b). Echorag: a framework for enhancing language models with graph-rag and in-context learning. *Machine Learning*, 114(10):215.

Canto, F. L. d. *et al*. (2022). Avaliação de impacto de periódicos ibero-americanos com base no índice h5 do google scholar metrics.

CAPES (2024). Capes adotará classificação de artigos na avaliação quadrienal.

CTC-ES (2024). Ofício circular n.º 46 – resumo das deliberações do ctc-es.

Dehdarirad, H., Ghazimirsaeid, J., and Jalalimanesh, A. (2020). Scholarly publication venue recommender systems: A systematic literature review. *Data Technologies and Applications*, 54(2):169–191.

Deniz, A., Elömer, M. M., and Aydın, A. A. (2023). A comparison of apache solr and elasticsearch technologies in support of large-scale data analysis. *Gümüşhane Üniversitesi Fen Bilimleri Dergisi*, 13(2):386–404.

do Nascimento, K. A. S., Fialho, L. M. F., and Brandenburg, C. (2021). Índice h5 e i10 do google scholar: um estudo de caso. *Práticas Educativas, Memórias e Oralidades-Rev. Pemo*, 3(1):e314204–e314204.

Fitzgerald, J. P. and Wong, S. L. (2023). Journal-matching search engines: How helpful are online journal recommendations to prospective authors? *Annals of Surgical Oncology*, 30(9):5333–5334.

Gabardo, E., Hachem, D. W., and Hamada, G. (2018). Sistema qualis: análise crítica da política de avaliação de periódicos científicos no brasil. *Revista do Direito, Santa Cruz do Sul*, 1(54):144–185.

Grainger, T. and Potter, T. (2014). *Solr in action*. Manning Publications Co.

Gündoğan, E., Kaya, M., and Daud, A. (2023). Deep learning for journal recommendation system of research papers. *Scientometrics*, 128(1):461–481.

Hoang, D. T., Hwang, D., Tran, V. C., Du Nguyen, V., and Nguyen, N. T. (2016). Academic event recommendation based on research similarity and exploring interaction between authors. In *2016 IEEE international conference on systems, man, and cybernetics (SMC)*, pages 004411–004416. IEEE.

Iana, A., Jung, S., Naeser, P., Birukou, A., Hertling, S., and Paulheim, H. (2019). Building a conference recommender system based on scigraph and wikicfp. In *Semantic Systems. The Power of AI and Knowledge Graphs: 15th International Conference, SEMANTiCS 2019, Karlsruhe, Germany, September 9–12, 2019, Proceedings 15*, pages 117–123. Springer International Publishing.

Jaafar, R., Pereira, V., Saab, S. S., and El-Kassar, A.-N. (2021). Which journal ranking list? a case study in business and economics. *EuroMed Journal of Business*, 16(4):361–380.

Jabur, J. and Schmidt, S. (2024). Qualis-periódicos será substituído por classificação com foco nos artigos.

Jaffé, R. (2020). Qualis: The journal ranking system undermining the impact of brazilian science. anais da academia brasileira de ciência, 92 (3), 20201116.

Kalita, D., Baba, M. S., and Deka, D. (2018). An empirical study on the asymmetric behavior of scientometric indicator for journal: A comparative evaluation of sjr and h-index. *Journal of Information and Knowledge*, pages 128–140.

Landhuis, E. (2016). Scientific literature: Information overload. *Nature*, 535(7612):457–458.

Lima, F. O., Alonço, M., and Ritter, O. M. S. (2021). A análise de conteúdo como metodologia nos periódicos qualis-capes a1 no ensino de ciências. *Research, Society and Development*, 10(3):e43110313378–e43110313378.

Maia, M. A. Q. *et al*. (2020). Sistema de informação da pós-graduação brasileira: avaliação da plataforma sucupira.

Marchlewski, C., Silva, P. M. d., and Soriano, J. B. (2011). A influência do sistema de avaliação qualis na produção de conhecimento científico: algumas reflexões sobre a educação física. *Motriz: Revista de Educação Física*, 17:104–116.

Morrison, H. (2017). Directory of open access journals (doaj). *The Charleston Advisor*, 18(3):25–28.

Mudrak, B. (2015). Journalguide: bringing authors and journals together. *Learned Publishing*, 28(2).

Park, D. H., Kim, H. K., Choi, I. Y., and Kim, J. K. (2012). A literature review and classification of recommender systems research. *Expert systems with applications*, 39(11):10059–10072.

Rison, R. A., Shepphird, J. K., and Kidd, M. R. (2017). How to choose the best journal for your case report.

Roldan-Valadez, E., Salazar-Ruiz, S. Y., Ibarra-Contreras, R., and Rios, C. (2019). Current concepts on bibliometrics: a brief review about impact factor, eigenfactor score, citescore, scimago journal rank, source-normalised impact per paper, h-index, and alternative metrics. *Irish Journal of Medical Science (1971-)*, 188:939–951.

Rowley, J., Sbaffi, L., Sugden, M., and Gilbert, A. (2022). Factors influencing researchers' journal selection decisions. *Journal of Information Science*, 48(3):321–335.

Sahatqija, K., Ajdari, J., Zenuni, X., Raufi, B., and Ismaili, F. (2018). Comparison between relational and nosql databases. In *2018 41st international convention on information and communication technology, electronics and microelectronics (MIPRO)*, pages 0216–0221. IEEE.

Thompson, P. J. (2007). How to choose the right journal for your manuscript. *Chest*, 132(3):1073–1076.

UptimeRobot (2025). Public status page: Ondepublicar.com. `https://stats.uptimerobot.com/vJDIn7hiiF`. Acesso em: 13 jul. 2025.

Waltman, L., van Eck, N. J., Van Leeuwen, T. N., and Visser, M. S. (2013). Some modifications to the snip journal impact indicator. *Journal of informetrics*, 7(2):272–285.

Yeung, A. W. K. (2019). Comparison between scopus, web of science, pubmed and publishers for mislabelled review papers. *Current science*, 116(11):1909–1914.